
Use of essential oils of aromatic plants for the management of pigeon pea infestation by pulse bruchids during storage

Pandey, Abhay K¹., Singh, Pooja^{1*}, Palni, Uma T.² and Tripathi, N.N.¹

¹Bacteriology and Natural Pesticide Laboratory, Department of Botany, DDU Gorakhpur University, Gorakhpur-273009, India

²Department of Botany, DSB Campus, Kumaun University, Nainital- 263002, India

Pandey, Abhay K., Singh, Pooja, Palni, Uma T. and Tripathi, N.N. (2011) Use of essential oils of aromatic plants for the management of pigeon pea infestation by pulse bruchids during storage. *Journal of Agricultural Technology* 7(6): 1615-1624.

This study investigated the insecticidal and deterrent behaviour of volatile constituents derived from leaves and twigs of four aromatic plants such as *Chenopodium ambrosioides* Linn. (Chenopodiaceae), *Clausena pentaphylla* (Roxb.) DC (Rutaceae), *Mentha arvensis* Linn. (Lamiaceae) and *Ocimum sanctum* Linn. (Lamiaceae) towards pulse bruchids *Callosobruchus chinensis* L. and *C. maculatus* F. All tested oils showed significant lethality and ovipositional deterrence of test insects as compared to control set. *Chenopodium* oil was more toxic to both adults with LC₅₀ value ranges from 9.3-9.9 µl followed by *Clausena* (9.9-10 µl), *Mentha* (9.9-10.2 µl) and *Ocimum* (11-12.8 µl) oils. Egg laying and adult emergence of both beetles were drastically reduced by *Chenopodium* and *Clausena* oil when applied at 5µl dose than other oils. During *in vivo* study fumigant application of *Chenopodium* and *Clausena* oil's formulation at 20 and 40 µl concentration significantly enhanced feeding deterrence in insects and reduced grains damage as well as weight loss. In view of overall pesticidal potential of aforesaid oils, they can be successfully exploited as fumigants against insect infestation of pigeon pea seeds during storage and strengthen the possibility of using it as an alternative preservative to the commercial pesticides.

Key words: *Callosobruchus* spp., essential oils, insecticidal, ovipositional deterrence, formulations

Introduction

Insect damage of stored grains and pulses may amount to 10-40% in countries where modern storage technologies have not been introduced. Pulse bruchids (*Callosobruchus* spp.) are the most serious insect pests of stored pulses throughout the tropical countries. It causes substantial loss and damage to seeds of many legumes especially pigeon pea (*Cajanus cajan* L.) which is major source of

* Corresponding author: Singh, Pooja; e-mail: pooja.ddu@gmail.com

dietary protein and other essential nutrients. The species responsible for annual losses of pigeon pea seeds all over the world are *C. chinensis* L. and *C. maculatus* F. (Ali *et al.*, 2004). In order to keep these stored grains free from pest attack, various synthetic pesticides have been used (Opolot *et al.*, 2006). Although they are effective, their repeated use for a decade has disrupted the natural biological control system and led to outbreaks of resistant pests to various types of insecticides, undesirable effects on non-target organisms, environment and human health concerns (Owens, 1986). Therefore, the environment needs some other alternative to chemical pesticides. Plant essential oils are an alternative to synthetic pesticides; they possess insecticidal, ovicidal, repellent and ovipositional activities against various stored product insects (Chiasson *et al.*, 2004; Tripathi and Kumar 2007; Tripathi *et al.*, 2009; Aboua *et al.*, 2010). Plant essential oils are a potential source of alternative compounds to currently use as contact or fumigant pesticides because they include a rich source of bioactive compounds. In the laboratory described herein, we have examined the toxicity of essential oils on mortality, oviposition and adult development of *C. chinensis* and *C. maculatus*. Further, we have also reported the *Chenopodium* and *Clausena* oil formulations as *in vivo* fumigants to protect pigeon pea seeds from insect pests.

Materials and methods

Insects rearing

The cultures of *Callosobruchus chinensis* (L.) and *C. maculatus* (F.) used for the present study were established from infested stored pigeon pea seeds collected from 35 places of Eastern Uttar Pradesh, India (identified by literature, Drees and Jackman, 1999; Beck and Blumer, 2007) and authenticated from Entomology Lab., Department of Zoology, DDU Gorakhpur University, Gorakhpur. The cultures of both insects were maintained subsequently on insecticide-free newly harvested pigeon pea (*Cajanus cajan* L.) seeds at laboratory (28 ± 2°C temperature) in darkness to obtain same-aged insects.

Extraction of volatile constituents

Essential oils from leaves and twigs of *Chenopodium ambrosioides* Linn., *Clausena pentaphylla* (Roxb.) DC, *Mentha arvensis* Linn. and *Ocimum sanctum* Linn. (250 g each) were extracted separately using Clevenger's apparatus (Clevenger, 1928) at 90±2°C for 4h. Each essential oil was dried over anhydrous sodium sulphate and was stored at 4°C in clean glass vials.

Contact toxicity bioassay

A series of dilutions of each essential oil (5, 10 and 20 μ l each) was prepared using ethanol (50 μ l) as solvent as described by Paranagama *et al.* (2003). Aliquot of each dilution was separately applied on inner surface of glass vials (100 ml) including cap. The solvent was allowed to evaporate for 2 min. and 12 pairs of mixed sex newly emerged each bruchids with 30 pigeon pea seeds were introduced into the each vial separately and screw cap was tightened. After incubation at $28 \pm 2^\circ\text{C}$ temperature and 24h exposure, mortality was observed. The insects were considered to be dead as no leg or antennal movements were observed. A control experiment was maintained in which treatment was made with ethanol. Three replicates of each control and treatment set were made.

Fumigant toxicity bioassay

Filter paper discs (1.5 cm dia.) were impregnated with aliquot of 5, 10 and 20 μ l dilution of essential oils as prepared earlier. After evaporating the solvent for 2 min. the filter paper discs were attached to under surface of screw cap of glass vials (100 ml) separately and 12 pairs of each bruchids were introduced into the vials with 30 pigeon pea seeds separately (Huang *et al.*, 2000). The neck of the vials was blocked with nylon cloth to avoid contact effect of insects with paper disc. The cap of each vial was screwed tightly and kept at $28 \pm 2^\circ\text{C}$ temperature. Mortality was observed after 24h exposure. Each concentration and control replicated three times.

Effect of essential oils on oviposition and adult development of bruchids

Experiment was designed following the method Kumar *et al.* (2008). A stock solution of the each essential oil was prepared separately by dissolving 80 μ l of oil in 1 ml of ethyl alcohol. Fifty seeds of pigeon pea (*Cajanus cajan* L.) were filled in glass vials (9.5 cm height X 2 cm diameter) and treated separately with different dose i.e. 20, 15 and 5 μ l/ml of the oil. The seeds were then dressed by continuous shaking for five minutes for proper mixing of the oils on the seeds. For control sets the seeds were dressed in requisite amount of ethyl alcohol in place of the oil. After 24 hours, 12 pairs of bruchids of mixed sex were introduced in each vial separately and kept at $28 \pm 2^\circ\text{C}$ temperature. Observations were made after 10 days for oviposition and after 21 days for progeny emergence. The per cent deterrence was calculated following formula of Paranagama *et al.* (2003).

Preparation of essential oil formulations

Formulations were prepared following the methods of Moretti *et al.* (2002) to assess their efficacy during *in vivo* storage of pigeon pea seeds. Formulations of *Chenopodium* and *Clausena* essential oils were prepared separately by dispersing 1 and 5% (v/v) essential oil in glycerin (as emulsifier) and acetone. Acetone was used as a co solvent for addition of essential oils in glycerin. All the formulas were homogenized at 10,000 rpm for 10 minutes. The formulations prepared were stored separately in glass vials under air tight condition (4°C) for further need.

Fumigation of pigeon pea seeds by developed formulations

To see the fumigant effect of formulations on pigeon pea seeds during storage, 500 g of pigeon pea samples were kept separately in tin containers (45 cm diameter x 16 cm). Care was taken to use un-infested freshly harvested pigeon pea seeds. 20 individual of each insects i.e. *C. chinensis* and *C. maculatus* of mixed sex were introduced separately in tin containers. Variable concentration of oil based formulations (1 and 5%) of each essential oil was introduced separately in tin containers by soaking in cotton swab so as to procure concentration of 20 and 40µl. The containers were made air tight. The un-infested non fumigated pigeon pea seeds with insects were also run parallel as control set. Each experiment replicated three times. After six months the efficacy of formulations due to insects infestation was determined by calculating grains injured/punctured (%), weight loss (%) and feeding deterrence index (%) of treated and control sets. The grains damaged/injured were determined by weighing feeding injuries and emergence hole on the surface of the grains. The weight loss of seeds was calculated following formula of Perkin *et al.* (1956) while feeding deterrence index was calculated following Xie *et al.* (1996).

Statistical analysis

Data were expressed as mean \pm SD which obtained during each method that was statistically analyzed by two-way ANOVA, and means were compared using Duncan's Multiple Range Test (DMRT) at 0.05% level. Probit analysis was used to estimate LC₅₀ and LC₈₀ values (1999).

Results

Contact toxicity bioassay

LC₅₀ and LC₈₀ values of each essential oil are shown in Table 1. The essential oil of *C. ambrosioides* achieved LC₅₀ at 9.9 µl dose for *C. chinensis* and *C. maculatus*. Among other three oils, *Clausena* was the most toxic, followed by *Mentha* and *Ocimum* oil with LC₅₀ values 10, 10.1-10.2 and 11 µl respectively against both test insects.

Fumigant toxicity bioassay

The *Chenopodium* oil again demonstrated highest fumigant toxicity to both species of beetles than other oils (Table 1). In contrast to contact toxicity, LC₅₀ values of *Chenopodium* oil were inferior for *C. chinensis* (9.3 µl) and *C. maculatus* (9.5 µl) followed by *Clausena* (9.9 µl) and *Mentha* (10-10.1 µl) oil. However it enhanced with *Ocimum* oil where 12 µl value was obtained for *C. chinensis* and 12.8 µl for *C. maculatus*.

Table 1. LC₅₀ and LC₈₀ values of tested essential oils at 24h exposure against test insects

Methods	Essential oils	<i>Callosobruchus chinensis</i>			<i>C. maculatus</i>		
		Slope function	LC ₅₀ (µl)	LC ₈₀ (µl)	Slope function	LC ₅₀ (µl)	LC ₈₀ (µl)
Contact test	<i>C. ambrosioides</i>	1.76	9.9	15.5	1.74	9.9	15.5
	<i>C. pentaphylla</i>	1.70	10	15.5	1.70	10	15.5
	<i>M. arvensis</i>	1.66	10.2	15.9	1.67	10.1	15.9
	<i>O. sanctum</i>	1.78	11	17.9	1.85	11	18.6
Fumigant test	<i>C. ambrosioides</i>	1.75	9.3	15.2	1.78	9.5	15.4
	<i>C. pentaphylla</i>	1.76	9.9	15.5	1.74	9.9	15.5
	<i>M. arvensis</i>	1.68	10.1	15.8	1.70	10	15.5
	<i>O. sanctum</i>	1.75	12	19.1	1.72	12.8	20.1

Effect on oviposition and adult development

The effect of essential oils on oviposition and adult development of *C. chinensis* and *C. maculatus* in treated pigeon pea samples is depicted in Fig. 1(a), 1(b), 2(a) and 2(b). The presence of essential oils vapour significantly deters the majority of females of both bruchids from laying their eggs on the seeds than control sets. *Chenopodium* and *Clausena* oil exhibited superior oviposition deterrent activity for *C. chinensis* and *C. maculatus* than other oils. The oviposition due to both insects on seeds was reduced to 100% by them at 20µl oil dose (Fig. 1(a) and 2(a)). Hence progeny emergence was failed. The

reduction of eggs hatching was also directly proportional to oil dose. *Chenopodium* and *Clausena* oils checked more than 84% of adult emergence of both bruchids at different doses and considered to be more potent than *Mentha* and *Ocimum* oil as shown in Fig. 1(b) and 2(b).

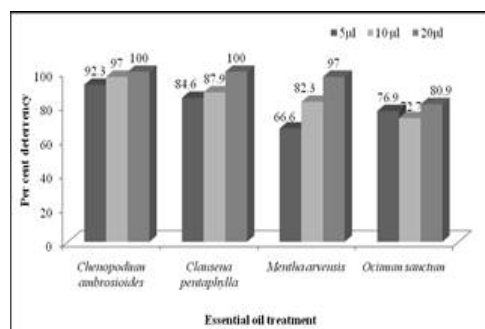


Fig 1a. Per cent deterreny in oviposition of *Callosobruchus chinensis* caused by oils

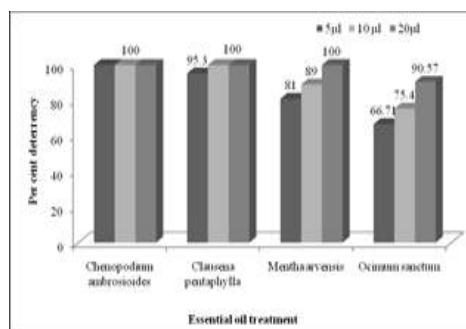


Fig 1b. Per cent deterreny in progeny emergence of *C. chinensis* caused by oils

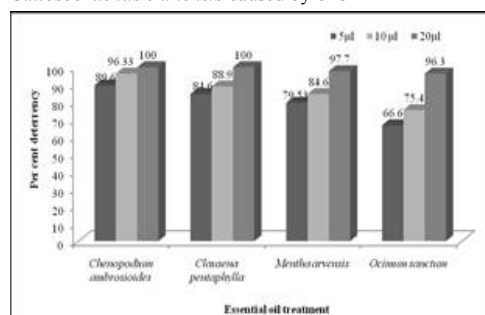


Fig 2a. Per cent deterreny in oviposition of *C. maculatus* caused by oils

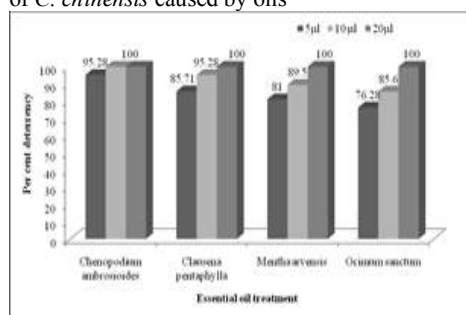


Fig 2b. Per cent deterreny in progeny emergence of *C. maculatus* caused by oils

Fumigant effect of formulations

It revealed that both the formulations significantly protected stored grains from *C. chinensis* and *C. maculatus* (Table 2). The feeding deterreny index of *C. chinensis* was the utmost against 5% *Chenopodium* oil formulation (100%) at 40 µl concentration while lowest against 1% *Clausena* oil formulation (71%) at 20 µl concentration. For *C. maculatus*, both formulations of 5% exhibited 100% feeding deterreny at 40 µl dose. There were 72.87% grains damaged due to *C. chinensis* and 76.67% due to *C. maculatus*. However a significant reduction in weight loss was found in all fumigated seeds. The reduction in weight loss is directly proportional to formulation concentration. In *C. chinensis* the weight loss and grains damage due to 1% formulations of *Chenopodium* (2.67 and 5.86%) and *Clausena* (5.06 and 7.86%) at 40 µl

concentration were significantly different from *Clausena* oil formulation (8.40 and 14.13%) respectively when treated at 20 µl concentration.

Table 2. Fumigant efficacy of botanical formulations on stored grains and infest with insect pests

Treatment with formulations in µl	Dose (%)	<i>Callosobruchus chinensis</i>			<i>C. maculatus</i>		
		Weight loss (%)±SD	Grain damaged (%)±SD	FDI Index (%)	Weight loss (%)±SD	Grain damaged (%)±SD	FDI Index (%)
<i>Chenopodium</i>							
20	1	5.60±1.80c	8.27±1.15ab	81	6.26±1.52c	10.93±2.08ab	76
	5	3.47±0.56b	5.73±0.28b	87	3.46±0.28b	5.6±1.70b	86
40	1	2.67±0.58b	5.86±1.52b	90	2.26±1.25b	4.53±0.15b	91
	5	0.00±0.00a	0.00±0.00a	100	0.00±0.00a	0.00±0.00a	100
<i>Clausena</i>							
20	1	8.40±0.76b	14.13±1.52c	71	9.68±0.87c	13.47±0.66c	66
	5	2.67±0.58b	7.33±0.35ab	90	4.66±0.75b	9.87±0.41ab	82
40	1	5.06±1.80c	7.86±1.50ab	82	3.33±1.52b	6.93±0.57a	87
	5	2.53±0.52b	4.93±0.57a	90	0.00±0.00a	0.00±0.00a	100
Control		49.73±3.60d	72.87±1.52d		46.8±3.60d	76.67±1.25d	

Each data represents the mean of three replicates. Per cent weight loss/ grains damaged (±SD) followed by same later within a column are not significantly different at 0.05 level (DMRT).

FDI- Feeding Deterreny Index.

Discussion

Of the four oils assayed, all had distinct insecticidal and deterrent properties against *C. chinensis* and *C. maculatus*. Plant essential oils contain many volatile compounds jointly or independently, they might contribute to insecticidal activity; however the use of crude plant essential oil instead of purified or synthetic compounds may result in beneficial effect beyond mere pest control and therefore, convey additional economic benefits (Kim and Park, 2008). In present study, the minimum of 9.3 and 9.5 µl dose and 24h exposure of *Chenopodium* oil in fumigant test was effective to instill 50% mortality of *C. chinensis* and *C. maculatus* respectively by the end of exposure. This value prolonged in contact test (9.9 µl). Although *in vitro* and *in vivo* studies with *Chenopodium*, *Mentha* and *Ocimum* oils against *Callosobruchus* spp. had been conducted by earlier workers (Obeng-Ofori *et al.*, 1998; Tapondjou *et al.*, 2002; Tripathi *et al.*, 2009) but no report on pesticidal properties of *C. pentaphylla* oil against *C. chinensis* and *C. maculatus* was made till date. The toxicity of *Clausena* oil was first time reported in present study.

The octopaminergic nervous system has been suggested as novel target site of essential oils. The lack of octopamine receptor in vertebrates likely accounts for the profound mammalian toxicity, selectivity of essential oils as insecticides (Kostjukovsky *et al.*, 2002). In previous study *Mentha* oil was

found to be effective against *C. maculatus* via fumigation which indicates that mode of delivery of oil by vapour action, likely via respiratory system (Raja *et al.*, 2001). In present study all the oils exhibited absolute toxicity via contact and fumigant test.

The mortality and deterrence records of treatment category showed positive relation with doses. The latter was more potent than former one. El-Nahal *et al.* (1994) stated that the period of exposure appears to be the most important factor affecting the efficiency of vapours of *Acorus calamus* oil to adult of five stored product insect species than the doses. On contrary in our study the insecticidal as well as ovipositional activity of all the volatiles varied according to dose as observed by Kim and Ahn (2001). In terms of mortality the efficacy of oils was recorded as *Chenopodium* > *Clausena* > *Mentha* > *Ocimum* against both test insects, by both test methods. Furthermore *Chenopodium* oil had more ovipositional deterrence of *C. chinensis* and *C. maculatus* than other oils. The marked decline in egg laying was perhaps a consequence of the mild suppressing effect exerted by these volatiles on the pulse beetles' mating, a decisive factor influencing the subsequent number of eggs laid by the beetles (Engelmann, 1970). The present findings corroborate the observation record for oil vapours on *C. maculatus* (Paranagama *et al.*, 2003). Further a drastic reduction in adult emergence that was recorded could also be due to low eggs hatchability. The oil vapours diffused into eggs and affected the physiological and biochemical process associated with embryonic development. The current results are in agreement with Ketoh *et al.* (2006) who have reported that *Cymbopogon* oil vapour treatment for 24h could be satisfactory for controlling eggs hatchability of *C. maculatus*. The reduction in adult emergence could either be due to egg-mortality or larval mortality or even reduction in hatching of the eggs. Oviposition inhibitors have the advantage of attacking a pest at the start of its life cycle. The insect is deterred from laying its eggs on the cereals/grains, thus preventing the pest population from increasing.

In the present study, the essential oil based formulations exhibited as botanical fumigants in protection of stored pigeon pea seeds up to six months by enhancing feeding deterrence and reducing grain damage as well as weight loss caused by *C. chinensis* and *C. maculatus*. Kumar *et al.* (2008) investigated that essential oil of *Aegle marmelos* protected stored grains from *C. chinensis* L. (Bruchidae) and wheat from *Rhizopertha dominica* F. (Bostrychidae), *Sitophilus oryzae* L. (Curculionidae) and *T. castaneum* Herbst. (Tenebrionidae) for first 24 months of storage thus more than the oils reported in present study. This may be due to differences in chemical composition and stability of monoterpenes of essential oils. The activity of essential oils decreased with

time because of their high volatility. The rhythm of the reduction of their activity was not the same for both essential oils formulation tested. Oils with high content of hydrocarbon monoterpenes compounds lose their activity quicker than those containing mainly oxygenated monoterpene compounds (Huang and Ho, 1998). This oxidation leads to the reduction of pesticidal efficiency of the oil.

Essential oils act on insects through their aroma compound which are highly volatiles, renewable and biodegradable. Current study indicates that insecticidal mode of action of the volatiles may be largely attributable to contact and fumigant action. They may be toxic by penetrating the insect body via the respiratory system or by thorax (Aboua *et al.*, 2010). The prepared formulations enhanced feeding deterrence of *C. chinensis*, and *C. maculatus*. Therefore, insects were incapable to infest grain and cause gain damage.

In conclusion the aforesaid formulations might be useful products for managing population of pulse bruchids and can be a substitute of synthetic insecticides in preservation of stored pigeon pea seeds and other grains after successful field trials at farmer level. Application of essential oils and their formulations to grain seeds for storage is an inexpensive and effective technique, and its easy adaptability will give additional advantages leading to acceptances of this technology by farmers. A study to improve the effectiveness of botanical derivatives as insecticides will benefit agricultural sectors of developing countries, as these substance are not only of low cost, but also have less environmental impact in term of insecticidal hazards involved.

Acknowledgements

The authors wish to thank CST UP Lucknow for financial support, Prof. Rajendra Singh, Department of Zoology, DDU Gorakhpur University, Gorakhpur for authentication of insects and Head, Department of Botany DDU Gorakhpur University, Gorakhpur for providing necessary Lab. facilities.

References

- Aboua, L.R.N., Seri-Kouassi, B.P. and Koua, H.K. (2010). Insecticidal Activity of Essential Oils from Three Aromatic Plants on *Callosobruchus maculatus* F. in Côte D'ivoire. European Journal of Scientific Research 39: 243-250.
- Ali, S.M., Mahgoub, S.M., Hamed, M.S. and Gharib, M.S.A. (2004). Infestation potential of *Callosobruchus chinensis* and *C. maculatus* on certain broad bean seed varieties. Egypt Journal of Agricultural Research 82: 1127-1135.
- Beck, C.W. and Blumer, L.S. (2007). A hand book of bean beetles, *Callosobruchus maculatus*. Source: <http://www.beanbeetles.org/handbook>. (Assessed on 10.4.2007)
- Chiasson, H., Vincent, C. and Bostanian, N.J. (2004). Insecticidal properties of a *Chenopodium*-based botanical. Journal of Economic Entomology 97:1378-83.
- Clevenger, J.F. (1928). Apparatus for the determination of volatile oil. Pharm Assoc 17: 346.

- Drees, B.M. and Jackman, J. (1999). Field Guide to Texas Insects. Gulf Publishing Company, Houston, Texas.
- El-Nahal, A.K.M., Schmidt, G.H. and Risha, E.M. (1994). Influence of vapours of *Acorus calamus* L. oil on the reproductivity of some stored-product Coleoptera Pakistan. *Journal Entomology Karachi* 9: 21-27.
- Engelmann, F. (1970). The Physiology of Insect reproduction. Pergamon Press, New York.
- Huang, Y., Lam, S.L. and Ho, S.H. (2000). Bioactivities of essential oil from *Elletaria cardamomum* (L.) Maton. to *Sitophilus zeamais* Motschulsky and *Tribolium castaneum* (Herbst.). *Journal of Stored Product Research* 36: 107-117.
- Huang, Y. and Ho, S.H. (1998). Toxicity and antifeedant activities of cinnamaldehyde against grain storage insects, *Tribolium Castaneum* (Herbst) and *Sitophilus zeamais* Motsch. *Journal of Stored Product Research* 34: 11-17.
- Ketoh, G.K., Koumaglo, H.K., Glitho, I.A. and Huignard, J. (2006). Comparative effects of *Cymbopogon schoenanthus* essential oil and piperitone on *Callosobruchus maculatus* development. *Fitoterapia* 77: 506-510.
- Kim, D.H. and Ahn, Y.J. (2001). Contact and Fumigant activities of constituents of *Foeniculum vulgare* fruit against three coleopteran stored product insects. *Pest Management Science* 57: 301-306.
- Kim, J. and Park, K. (2008). Fumigant toxicity of Korean medicinal plant essential oils and components from *Asiasarum sieboldi* root against *Sitophilus oryzae* L. *Flavour Fragrance Journal* 23: 79-83.
- Kostyukovsky, M., Rafaei, A., Gileadi, C., Demchenko, N. and Shaaya, E. (2002). Activation of octopaminergic receptors by essential oil constituents isolated from aromatic plants: possible mode of action against insect pests. *Pest Management Science* 58:1-6.
- Kumar, R., Kumar, A., Prasad, C.S., Dubey, N.K. and Samant, R. (2008). Insecticidal Activity *Aegle marmelos* (L.) Correa essential oil against four stored grain insect pests. *Internet Journal of Food Safety* 10: 39-49.
- Moretti, M.D.L., Sanna-Passiono, G., Demontis, S. and Bazzoni, E. (2002). Essential oil formulations useful as a new tool for insect pest control. *AAPS Pharmaceutical Science & Technology* 3: 1-11.
- Obeng-Ofori, D., Reichmuth, C.H., Bekele, A.J and Hannasali, A. (1998). Toxicity and protectant potential of camphor, a major component of essential oil of *Ocimum kilimandcharium* against four stored product beetles. *International Journal of Pest management*. 44: 203-209.
- Opolot, H.N., Agona, A., Kyamanyawa, S., Mbata, G.N. and Adipala, E. (2006). Integrated field management of cowpea pests using selected synthetic and botanical pesticides. *Crop Protection* 25: 1145-1152.
- Owens, E.W. (1986). Social control of pesticides some health effects. *International Journal of Social Economics* 13: 93-97.
- Paranagama, P., Adhikari, C., Abeywickrama, K. and Bandara, P. (2003). Deterrent effects of some Sri Lankan essential oils on oviposition and progeny production of the cowpea bruchid, *Callosobruchus maculatus* (F) (Coleoptera: Bruchidae). *Food Agriculture and Environment* 1: 254-257.
- Raja, N., Albert, S., Ignacimuthu, S. and Dorn, S.E. (2001). Effect of plant volatile oils in protecting stored cowpea *Vigna unguiculata* (L.) Walpers against *Callosobruchus maculatus* (F.) (Coleoptera: bruchidae). *Journal of Stored Product Research* 37: 127-132.
- SAS Institute. SAS/STAT User's Guide, release 8.0 edn. SAS Institute: Cary, North Carolina. 1999.
- Tapondjou, L.A., Alder, C., Bouda, H and Fonten, D.A. (2002). Efficacy of powder and essential oil from *Chenopodium ambrosioides* leaves as post-harvest grain protectant against six-stored products beetles. *Journal of Stored Product Research* 38: 395-402.
- Tripathi, A.K., Singh, A.K. and Upadhyay, S. (2009). Contact and fumigant toxicity of some common spices against the storage insects *Callosobruchus maculatus* (Coleoptera: Bruchidae) and *Tribolium castaneum* (Coleoptera: Tenebrionidae). *International Journal of Tropical Insect Science* 29: 151-157.
- Tripathi, N.N. and Kumar, N. (2007). *Putranjiva roxburghii* oil- A potential herbal preservative for peanuts during storage. *Journal of Stored Product Research* 43: 435-442.
- Xie, Y.S., Bodnaryk, R.P. and Field, P.G. (1996). A rapid and simple flour-disc bioassay for testing substances active against stored product insects. *The Canadian Entomologist* 128: 865-875.

(Received 9 May 2011; accepted 1 October 2011)